

# Separating Your Debris

Debris should be placed curbside, without blocking the roadway or storm drains.

## NO PICKUP ZONE

Any debris placed from the sidewalk toward your property will not be picked up.

## DEBRIS SEPARATION

Separate debris into the six categories shown below.

## DO NOT STACK OR LEAN

Placing debris near or on trees, poles, or other structures makes removal difficult. This includes fire hydrants and meters.


## UNSURE WHERE TO PLACE DEBRIS?

If you don't have a sidewalk, ditch, or utility line in front of your house, place debris at the edge of your property before the curb.



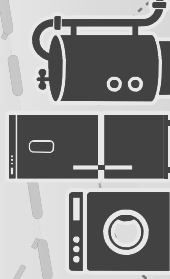
### HOUSEHOLD HAZARDOUS WASTE

- Cleaning supplies
- Batteries
- Lawn chemicals
- Oils
- Oil-based paints and stains
- Pesticides



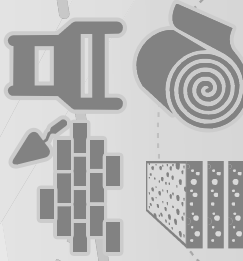
### ELECTRONICS

- Computers
- Radios
- Stereos
- Televisions
- Other devices with a cord



### APPLIANCES & WHITE GOODS

- Air conditioners
- Dishwashers
- Freezers
- Refrigerators
- Stoves
- Washers, dryers
- Water heaters



### CONSTRUCTION & DEMOLITION DEBRIS

- Building materials
- Carpet
- Drywall
- Furniture
- Lumber
- Mattresses
- Plumbing



### VEGETATIVE DEBRIS

- Leaves (do not put in bags)
- Logs
- Plants
- Tree branches



### Normal Household Trash

Normal household trash and bagged debris of any kind will not be picked up with debris as part of this program. You should continue to follow your normal garbage removal schedule.



City of Houston  
**Solid Waste Management**

For more information visit  
[www.houston-solidwaste.org](http://www.houston-solidwaste.org)